

Course

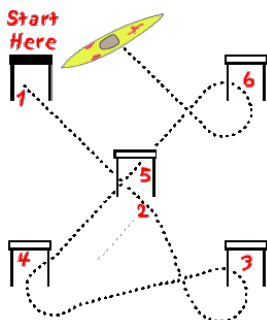
Home

Up

Navigating the Slalom Course

courtesy Wayne Dickert, Rich Kulawiec & Lehigh Valley Canoe Club

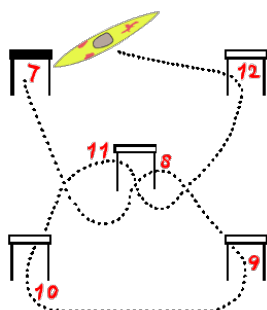
Phase 1: Upstream's



Beginning in the **Start (Gate 1)** go straight through **2** then past and back through **3** continue on past and back through **4**.

Now you are ready for the mirror image of Phase 1 by going through the middle gate **5** and then past and through **6** heading back past, then through **7** which is also the beginning of Phase 2.

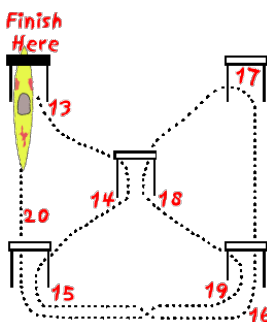
Phase 2: "S" Turns



Phase 2 begins in **7** then goes past the middle gate then entering through **8** on your left side then going out the other side and going directly through **9** then around the outside of the turn to go through **10**.

10 Starts the mirror image part of Phase 2 by going past the middle gate and entering **11** on you right side then going out the other side and going directly through **12**, then around the outside of the turn to go through **13** which is also the beginning of Phase 3.

Phase 3: Offsets



Phase 3 begins in **13** then goes through the middle gate **14** then turning back to the right to continue down through **15** and go around the outside of the turn to **16** then straight ahead through **17**.

17 Starts the mirror image part of Phase 3 by going back through the middle gate **18** then turning back to the left to continue down through **19** and go around the outside of the turn to **20** then spring straight ahead through the Finish gate.

Congratulations you have completed the Course!

[Back to Top](#)

Copyright © Maximum Whitewater Performance 2005